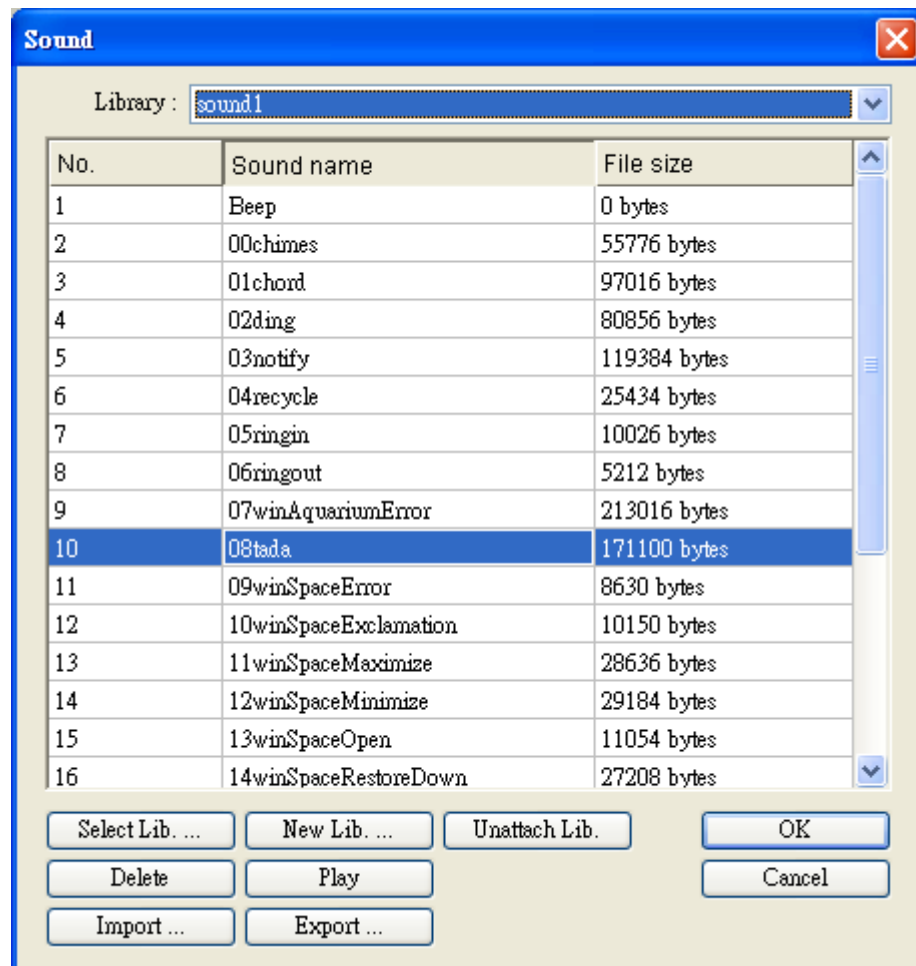


Chapter 19 Sound Library

1. Introduction of Sound Library

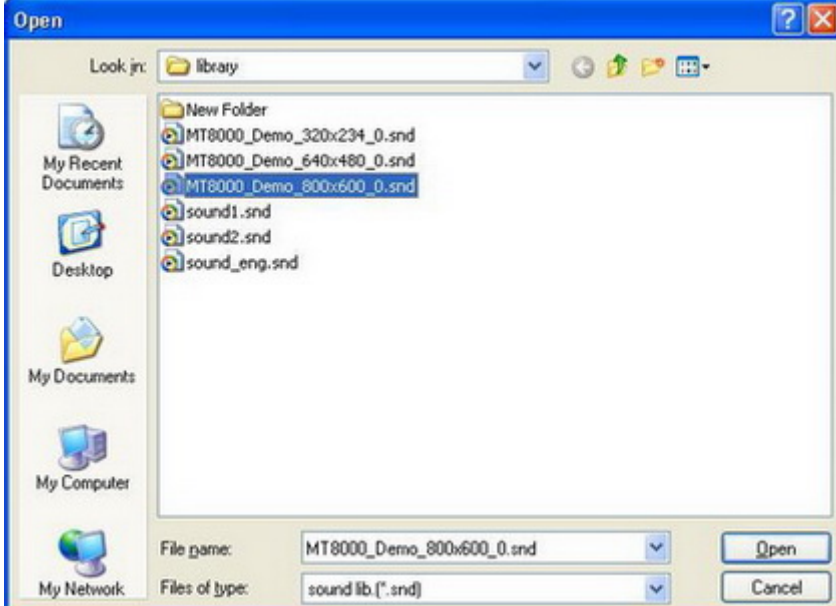
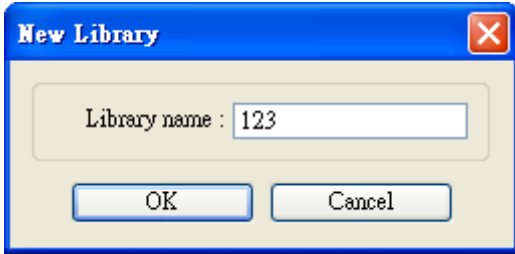
Sounds library can be used to alert the operator about various machine conditions.

Sounds can also be used to audibly confirm touch actions.



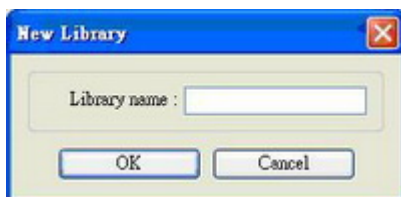
Select Lib...

Add new sound library to the sound library manager

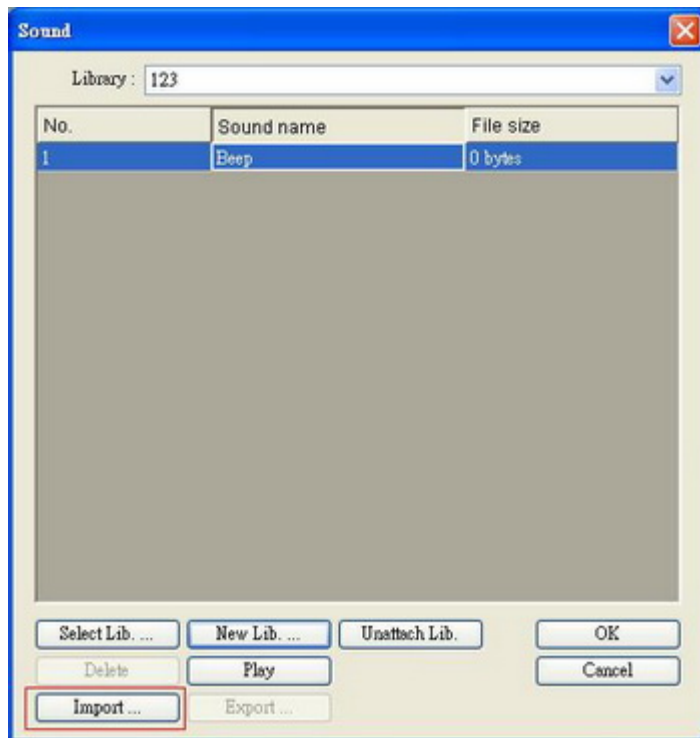
	
New Lib...	<p>Create a new sound library Click the New Lib..., and input the library name</p> 
Unattach Lib...	Delete the sound library, all of the sound files will be erased
Delete	Delete the highlight file of sound
Play	Play the highlight file of sound
Import...	Import the existing sound file to the sound library
Export...	Export the highlight file to assign path

2. Create new sound library

Click [New Lib...] and it will display the dialog as follow, then assign the name for it.



Each sound library has “Beep” sound exist at least, and user can import existing sound file (.wav) to the sound library.



3. Using of the sound library

Here an example that how to using sound library.

To create a Set Bit object, and on Set Bit Object's Properties/Security to enable sound and setting the sound file. As follow



After that, user can execute simulation on PC and press it to hear the sound beep.

